



# doreka

AN ISO 9001 : 2015 CERTIFIED COMPANY



Mfd. & Mktd. By :  
**D.S. ELECTRICALS**

AN ISO 9001 : 2015 CERTIFIED COMPANY

Customer Care : 7637032700 / 7637032705

email : sales.doreka@gmail.com

visit us : [www.doreka.in](http://www.doreka.in)



# doreka


AN ISO 9001 : 2015 CERTIFIED COMPANY



"doreka" THE FUTURE OF LED LIGHTS



### CANDLE LIGHT

	Product Code	Power	Size	MRP	Pkg.	Specification	
	DBL03-003 02	3W	C37	145	120	Input Voltage Color Temp. End Cap Power Factor Beam Angle Surge Protection CRI Lumen Efficiency Housing Material	AC100-300V CW/NW/WW Red/Grn/Blue/Pnk/Yelw E14 >0.9 180 4KV >80% >90 Lm/w Alu,PBT,PC

### INDIAN SERIES LED BULB

	Product Code	Power	Size	MRP	Pkg.	Specification	
	DBL01-001 01	0.5W	C9	55	60	Input Voltage Color Temp. End Cap Power Factor Beam Angle Surge Protection CRI Lumen Efficiency Housing Material	AC100-300V CW/NW/WW B22, E27 >0.9 180 4KV >80% 100 Lm/w Alu + PBT, PC
DBL01-003 01	3W	A50	110	60			
DBL01-005 01	5W	A57	125	50			
DBL01-007 01	7W	A57	135	50			
DBL01-009 01	9W	A57	145	50			
DBL01-012 01	12W	A70	250	30			
DBL01-015 01	15W	A70	280	30			
DBL01-018 01	18W	A75	380	30			

### INDIAN SERIES LED BULB COLOURED

	Product Code	Power	Size	MRP	Pkg.	Specification	
	DCBL01-003 01	3W	A50	170	60	Input Voltage Color Temp. End Cap Power Factor Beam Angle Surge Protection CRI Lumen Efficiency Housing Material	AC100-300V Red/Grn/Blue/Pnk/Yelw B22, E27 >0.9 180 4KV >80% >80 Lm/w Alu + PBT, PC
DCBL01-005 01	5W	A57	215	50			
DCBL01-007 01	7W	A57	225	50			
DCBL01-009 01	9W	A57	235	50			
DCBL01-012 01	12W	A70	345	30			
DCBL01-015 01	15W	A70	375	30			
DCBL01-018 01	18W	A75	425	30			

### HANDSOME SERIES LED BULB

	Product Code	Power	Size	MRP	Pkg.	Specification	
	DBL05-030 01	30W	C100*185mm	850	15	Input Voltage Color Temp.  End Cap Power Factor Beam Angle Surge Protection CRI Lumen Efficiency Housing Material	AC100-300V CW/NW/WW Red/Grn/Blue/Pnk/Yelw B22, E27 >0.9 180 4KV >80% 100 Lm/w Alu + PBT, PC
	DBL05-040 01	40W	C120*205mm	1090	15		
	DBL05-050 01	50W	C140*235mm	1390	12		
	DBL05-06 001	60W	C140*235mm	1890	10		

### ROCKET SERIES LED BULB

	Product Code	Power	Size	MRP	Pkg.	Specification	
	DBL04-026 01	26W	C110*190mm	890	15	Input Voltage Color Temp. End Cap Power Factor Beam Angle Surge Protection CRI Lumen Efficiency Housing Material	AC100-300V CW/NW/WW B22, E27 >0.9 180 4KV >80% 100 Lm/w Alu, PBT, PC
	DBL04-036 01	36W	C120*215mm	1150	15		
	DBL04-045 01	45W	C117*240mm	1480	15		

### T-BULB

	Product Code	Power	Size	MRP	Pkg.	Specification	
	DBL07-010 01	10W	200*22*30mm	390	30	Input Voltage Color Temp.  Power Factor Beam Angle Surge Protection CRI Lumen Efficiency Housing Material	AC100-300V CW/NW/WW Red/Grn/Blue/Pnk/Yelw >0.9 180 4KV >80% 100 Lm/w PBT, PC
DBL07-014 01	14W	200*22*30mm	490	30			


### 3 IN 1 LED LAMP

	Product Code	Power	Size	MRP	Pkg.	Specification	
	DCC01-007 01	7W	A57	290	50	Input Voltage Color Temp. Power Factor Beam Angle Surge Protection CRI Lumen Efficiency Housing Material	Any two colour and third combination AC100-300V CW, NW, WW >0.9 180 4KV >80% >90lm/w Alu + PBT
DCC01-009 01	9W	A57	320	50			

### RECHARGEABLE BULB

	Product Code	Power	Size	MRP	Pkg.	Specification	
	DBL06-007 01	7W	A75	590	40	Input Voltage Color Temp. End Cap Power Factor Beam Angle Surge Protection CRI Lumen Efficiency Housing Material Charging Time Emergency hours Battery	AC100-300V CW/NW/WW B22, E27 >0.9 180 4KV >80% @ DC 40% Lm Alu + PBT, PC 8-10 hrs. 3-4 hrs. Li-ion 1800/2200/2600 mAh
DBL06-009 01	9W	A70	690	40			
DBL06-012 01	12W	A70	850	30			
DBL06-015 01	15W	A70	1250	30			

### RECHARGEABLE T-5 BATTEN

	Product Code	Power	Size	MRP	Pkg.	Specification	
	DSL06-012 08	12W	600*23*35mm	1080	20	Input Voltage Color Temp. Power Factor Beam Angle Surge Protection CRI Lumen Efficiency Housing Material Battery Size Battery Backup	AC220-240V CW/NW/WW >0.9 180 4KV >80% 100 Lm/w ALU 2200 mAh 3 Hours

### T5-BATTEN PLASTIC LED

	Product Code	Power	Size	MRP	Pkg.	Specification	
	DTL10-005 08	5W	300*25*35mm	325	20	Input Voltage Color Temp.  Power Factor Beam Angle Surge Protection CRI Lumen Efficiency Housing Material	AC100-300V CW/NW/WW Red/Grn/Blue/Pnk/Yelw  >0.9 180 4KV >80% 100 Lm/W Plastic
	DTL10-010 08	10W	565*25*35mm	380	50		
	DTL10-020 08	20W	1150*25*35mm	495	20		
	DTL10-022 08	22W	1180*25*35mm	595	20		

### T5-BATTEN ALUMINIUM LED

	Product Code	Power	Size	MRP	Pkg.	Specification	
	DTL11-006 08	6W	285*20*35mm	410	20	Input Voltage Color Temp.  Power Factor Beam Angle Surge Protection CRI Lumen Efficiency Housing Material	AC100-300V CW/NW/WW Red/Grn/Blue/Pnk/Yelw  >0.9 180 4KV >80% 100 Lm/W Aluminium + PC
	DTL11-009 08	9W	300*20*35mm	440	20		
	DTL11-012 08	12W	585*20*35mm	480	20		
	DTL11-018 08	18W	600*20*35mm	545	20		
	DTL11-024 08	24W	1180*20*35mm	580	20		
	DTL11-028 08	28W	1200*20*35mm	690	20		
	DTL11-040 08	40W	1200*35*30mm	890	20		

### LINEAR LIGHT LED

	Product Code	Power	Size	MRP	Pkg.	Specification	
	DLL10-009 08	9W	120*70*5MM	480	40	Input Voltage Color Temp.  Power Factor Beam Angle Surge Protection CRI Lumen Efficiency Housing Material	AC100-300V CW/NW/WW Red/Grn/Blue/Pnk/Yelw  >0.9 180 4KV >80% 100 Lm/w Aluminium, PC
	DLL10-018 08	18W	400*70*5MM	640	24		
DLL10-036 08	36W	1200*70*5MM	1080	10			

**EDGE LIGHT**


Product Code	Power	Size	MRP	Pkg.	Specification	
DEL18-040 10	40W	2x2	3280	5	Input Voltage Color Temp. Power Factor Beam Angle Surge Protection CRI Lumen Efficiency Housing Material	AC100-300V CW/NW/WW >0.9 180 4KV <80 >90 Lm/w Aluminium, PC
DEL18-040 10	40W	1x4	3400	5		
DEL18-024 10	24W	1x2	2400	5		
DEL18-040 10	40W	2x2	3480	5		
<b>Surface Edge Light</b>						

**SLIM PANEL LIGHT SQUARE**


Product Code	Power	Size	MRP	Pkg.	Specification	
DPLS13-003 10	3W	85*85mm	380	40	Input Voltage Color Temp.	AC100-300V CW/NW/WW Red/Gm/Blue/Pnk/Yelw
DPLS13-006 10	6W	120*120mm	610	40		
DPLS13-009 10	9W	120*120mm	750	40	Power Factor Beam Angle Surge Protection CRI Lumen Efficiency Housing Material	>0.9 180 >4 KV >80% >90lm/W Aluminium
DPLS13-012 10	12W	170*170mm	890	20		
DPLS13-015 10	15W	170*170mm	1040	20		
DPLS13-018 10	18W	225*225mm	1180	20		
DPLS13-022 10	22W	225*225mm	1320	20		

**SLIM PANEL LIGHT ROUND**


Product Code	Power	Size	MRP	Pkg.	Specification	
DPLR13-003 10	3W	C85mm	380	40	Input Voltage Color Temp.	AC100-300V CW/NW/WW Red/Gm/Blue/Pnk/Yelw
DPLR13-006 10	6W	C120mm	610	40		
DPLR13-009 10	9W	C120mm	750	40	Power Factor Beam Angle Surge Protection CRI Lumen Efficiency Housing Material	>0.9 180 >4 KV >80% >90lm/W Aluminium
DPLR13-012 10	12W	C170mm	890	20		
DPLR13-015 10	15W	C170mm	1040	20		
DPLR13-018 10	18W	C225mm	1180	20		
DPLR13-022 10	22W	C225mm	1320	20		

**STRIKER SURFACE**

	Product Code	Power	Size	MRP	Pkg.	Specification	
	DPL-15-003 09	3W	70*mm18*mm	200	100	Input Voltage Color Temp. Power Factor Beam Angle Surge Protection CRI Lumen Efficiency Housing Material	AC100-300V AC CW/NW/WW/ALL COL >0.9 160 4KV >80% 80 Lm/w + PC
DPL-15-006 09	6W	90*mm18*mm	280	100			

**SURFACE PANEL LIGHT SQUARE**

	Product Code	Power	Size	MRP	Pkg.	Specification	
	DSPLS15-006 09	6W	120*120MM	880	40	Input Voltage Color Temp.	AC100-300V CW/NW/WW Red/Grn/Blue/Pnk/Yelw
DSPLS15-009 09	9W	120*120MM	1080	40			
DSPLS15-012 09	12W	174*174MM	1280	20	Power Factor Beam Angle Surge Protection CRI Lumen Efficiency Housing Material	>0.9 180 >4 KV >80% >90lm/W Aluminium	
DSPLS15-015 09	15W	174*174MM	1430	20			
DSPLS15-018 09	18W	225*225MM	1580	20			
DSPLS15-022 09	22W	225*225MM	1740	20			

**SURFACE PANEL LIGHT ROUND**

	Product Code	Power	Size	MRP	Pkg.	Specification	
	DPLR15-006 09	6W	C120mm	880	40	Input Voltage Color Temp.	AC100-300V CW/NW/WW Red/Grn/Blue/Pnk/Yelw
DPLR15-009 09	9W	C120mm	1080	40			
DPLR15-012 09	12W	C174mm	1280	20	Power Factor Beam Angle Surge Protection CRI Lumen Efficiency Housing Material	>0.9 180 >4 KV >80% >90lm/W Aluminium	
DPLR15-015 09	15W	C174mm	1430	20			
DPLR15-018 09	18W	C225mm	1580	20			
DPLR15-022 09	22W	C225mm	1740	20			

### 3 STEP SLIM PANEL SQUAR

Product Code	Power	Size	MRP	Pkg.	Specification	
					Input Voltage Color Temp.	AC100-300V CW/NW/WW Red/Grn/Blue/Pnk/Yelw
DCPLS-15 003	3x3W	120 X 120	680	40	Power Factor	>0.9
DCPLS-15 006	6x3W	170 X 170	980	20	Beam Angle	180
DCPLS-15 012	12x4W	225 X 225	1280	20	Surge Protection CRI	4KV >80%
					No of LED Housing Material	60/90/120 Alu,PBT, PC

### 3 STEP SURFACE PANEL ROUND

Product Code	Power	Size	MRP	Pkg.	Specification	
					Input Voltage Color Temp. End Cap	AC100-300V CW/NW/WW E40
DCPLR-15 003	3x3W	120 X 120	780	40	Power Factor	>0.9
DCPLR-15 006	6x3W	170 X 170	1080	20	Beam Angle	180
DCPLR-15 012	12x4W	225 X 225	1380	20	Surge Protection CRI	4KV >80%
					Lumen Efficiency Housing Material	100 Lm/w Alu + PBT, PC

### 3 STEP SURFACE PANEL SQUAR

Product Code	Power	Size	MRP	Pkg.	Specification	
					Input Voltage Color Temp. End Cap	AC100-300V CW/NW/WW E40
DCPLS-15 003	3x3W	120 X 120	780	40	Power Factor	>0.9
DCPLS-15 006	6x3W	170 X 170	1080	20	Beam Angle	180
DCPLS-15 012	12x4W	225 X 225	1380	20	Surge Protection CRI	4KV >80%
					Lumen Efficiency Housing Material	100 Lm/w Alu + PBT, PC



### 3 STEP SLIM PANEL ROUND



Product Code	Power	Size	MRP	Pkg.	Specification	
DCPLR-15 003	3x3W	C 120MM	680	40	Input Voltage Color Temp. Power Factor Beam Angle Surge Protection CRI No of LED Housing Material	AC100-300V CW/NW/WW Red/Grn/Blue/Pnk/Yelw >0.9 180 4KV >80% 60/90/120 Plastic
DCPLR-15 006	6x3W	C 170MM	980	20		
DCPLR-15 012	12x4W	C 225MM	1280	20		

### BACKLIT PANEL



Product Code	Power	Size	MRP	Pkg.	Specification	
DFL30-008 10	8W	115*133* mm	760	20	Input Voltage Color Temp. Power Factor Beam Angle Surge Protection CRI Lumen Efficiency Housing Material	AC100-300VAC CW/NW/WW >0.9 18° 120 >4 KV >80% 85 Lm/w Pc
DFL30-016 10	16W	165*133* mm	960	20		
DFL30-022 10	22W	210*133* mm	1160	20		

### TILTABLE COB LIGHT



Product Code	Power	Size	MRP	Pkg.	Specification	
DPL18-005 10	5W	105*55* mm	640	20	Input Voltage Color Temp. Power Factor Beam Angle Surge Protection CRI Lumen Efficiency Housing Material	AC100-300V CW/NW/WW >0.9 >90 >4 KV >80% 80 Lm/w Pc
DPL18-008 10	8W	105*55* mm	840	20		
DPL18-010 10	10W	105*55* mm	940	12		
DPL18-015 10	15W	160*55* mm	1240	8		

### COB DOWNLIGHT



Product Code	Power	Size	MRP	Pkg.	Specification	
DDL24-003 10	3W	C23	280	120	Input Voltage Color Temp. Power Factor Beam Angle Surge Protection CRI Lumen Efficiency Housing Material	AC100-300V CW/NW/WW >0.9 120 4KV >80% >90 Lm/w Aluminium + Glass
DDL24-008 10	8W	C85	800	40		
DDL24-015 10	15W	C119	1400	18		
DDL24-030 10	30W	C170	2400	12		
DDL24-040 10	40W	C199	3400	10		

### COLOUR REFLECTOR COB



Product Code	Power	Size	MRP	Pkg.	Specification	
DDL24-007 10	7W	65*83*mm	1290	20	Input Voltage Color Temp. Power Factor Beam Angle Surge Protection CRI Lumen Efficiency Housing Material	AC100-300VAC CW/NW/WW >90 180 >4 KV >80% 100 Lm/w Alu
DDL24-012 10	12W	85*83*mm	1690	20		
DDL24-018 10	18W	105*105*mm	2090	20		

### ZOOMLIGHT ADJUSTABALE



Product Code	Power	Size	MRP	Pkg.	Specification	
DDL24-015 10	15W	C160	2900	8	Input Voltage Color Temp. Power Factor Beam Angle Surge Protection CRI Lumen Efficiency Housing Material	AC100-300V CW/NW/WW >90 180 4KV >80% >90 Lm/W Alu + Glass
DDL24-030 10	30W	C191	4300	8		

### TRACK LIGHT

	Product Code	Power	Size	MRP	Pkg.	Specification	
	DTR24-020 00	20W	C85MM	2750	20	Input Voltage Color Temp. Power Factor Beam Angle Surge Protection CRI Lumen Efficiency Housing Material	AC100-300V CW/NW/WW >0.9 180 4KV >80% >90lm/w Alu + Glass Diffu
	DTR24-030 00	30W	C85MM	3950	20		
	DTR24-040 00	40W	C85MM	5150	20		
	1 MTR TRACK			400			

### JUNCTION & CONCEAL LIGHT

	Product Code	Power	Size	MRP	Pkg.	Specification	
	DCL23-003 10	3W	C80*40mm	189	120	Input Voltage Color Temp. Power Factor Beam Angle Surge Protection CRI Lumen Efficiency Housing Material	AC100-300V CW/NW/WW Red/Grn/Blue/Pnk/Yelw >0.9 120 4KV >80% >90 Lm/W Plastic, PBT
DCL24-007 10	7W	113*70mm	329	40			

### STREET LIGHT WITHOUT LENS

	Product Code	Power	Size	MRP	Pkg.	Specification	
	DSL21-020 11	20W	325*75*25mm	1490	29	Input Voltage Color Temp. Power Factor Beam Angle Surge Protection CRI Lumen Efficiency Housing Material Water Protection	AC100-300V CW/NW/WW >0.9 180 4KV >80% 100 Lm/w ALU + Glass IP65
	DSL21-030 11	30W	325*75*25mm	2100	29		
	DSL21-045 11	45W	380*145*35mm	4200	10		
	DSL21-060 11	60W	390*145*40mm	5730	8		
	DSL21-080 11	80W	450*210*45mm	6880	8		
	DSL21-150 11	120W	600*210*60mm	8800	4		

### STREET LIGHT WITH LENS



Product Code	Power	Size	MRP	Pkg.	Specification	
DSL20-020 11	20W	325*75*25mm	1700	29	Input Voltage Color Temp. Power Factor Beam Angle	AC100-300V CW/NW/WW >0.9 180
DSL20-024 11	24W	325*75*25mm	1950	29		
DSL20-030 11	30W	325*75*25mm	2500	29	Surge Protection CRI	180 4KV >80%
DSL20-040 11	40W	325*75*25mm	4100	29		
DSL20-050 11	50W	390*145*40mm	5200	10	Lumen Efficiency Housing Material Water Protection	100 Lm/w ALU + Glass IP65
DSL20-070 11	70W	390*145*40mm	6200	10		
DSL20-090 11	90W	450*210*45mm	7400	5		
DSL20-120 11	120W	450*210*45mm	9400	5		

### FLOOD LIGHT




Product Code	Power	Size	MRP	Pkg.	Specification	
DFL19-020 12	20W	183*180mm	1570	20	Input Voltage Color Temp. Power Factor Beam Angle	AC100-300V CW/NW/WW Red/Grn/Blue/Pnk/Yelw >0.9
DFL19-030 12	30W	220*225mm	1980	10		
DFL19-050 12	50W	270*280mm	3150	5	Surge Protection CRI	180 5KV >80%
DFL19-100 12	100W	280*300mm	6790	5		
DFL19-150 12	150W	350*325mm	9790	1	Lumen Efficiency Housing Material Water Protection	100 Lm/w Alu. +Glass Diffu IP65
DFL19-200 12	200W	520*320mm	13970	1		

### UFO LIGHT



Product Code	Power	Size	MRP	Pkg.	Specification	
DUF19-100 13	100W	C280*117MM	7340	1	Input Voltage Color Temp. Power Factor Beam Angle	AC100-300V CW/NW/WW >0.9 180
DUF19-180 13	200W	C280*117MM	14680	1		
					Surge Protection CRI	6KV >80%
					Lumen Efficiency Housing Material Water Protection	100 Lm/w ALU + Glass Diffu IP65

### HIGHBAY/TORCH LIGHT

	Product Code	Power	Size	MRP	Pkg.	Specification	
	DHB05-080 04	80W	C140*260MM	3400	4	Input Voltage Color Temp. End Cap Power Factor Beam Angle Surge Protection CRI Lumen Efficiency Housing Material Water Protection	AC100-300V CW/NW/WW E40 >0.9 180 4KV >80% 100 Lm/w Alu + PBT, PC
DHB05-100 04	100W	C165*280MM	4200	3			

### STRIP LIGHT

	Product Code	Power	Size	MRP	Pkg.	Specification	
	DSL27-025 00	25W (60 LED)	5 MTR	1650	20	Input Voltage Color Temp. Power Factor Beam Angle Surge Protection CRI No of LED Housing Material	AC100-300V CW/NW/WW Red/Grn/Blue/Pnk/Yelw >0.9 180 4KV >80% 60/90/120 Plastic
DSL27-060 00	60W (120 LED)	5 MTR	2650	20			
STRIP DRIVER (2 Year Guarantee)	25W		590	1			
STRIP DRIVER (5 Year Guarantee)	25W		780	1			

### ROPE LIGHT

	Product Code	Power	Size	MRP	Pkg.	Specification	
	DRL27-016 00			16 mtr.	2200	10	Input Voltage Color Temp. Power Factor Beam Angle Surge Protection CRI No of LED Housing Material
DRL27-022 00			22 mtr.	2500			